



# Conference Ready!

## Forms & Quick Assessments



**A Time to Remember....**

We have a meeting and hope you can still come!

We are meeting on \_\_\_\_\_ at \_\_\_\_\_ in room \_\_\_\_\_

Please confirm on the attached sheet and return to school as soon as possible. I look forward to meeting you!

Name: \_\_\_\_\_



**Conference Confirmation**

Child Name: \_\_\_\_\_

Parent Name: \_\_\_\_\_

☐ Yes, I plan to meet at \_\_\_\_\_ in room \_\_\_\_\_

☐ No, I am unable to meet at the scheduled time. We reschedule.

I would like to discuss the \_\_\_\_\_

\_\_\_\_\_









\_\_\_\_\_


\_\_\_\_\_

Name: \_\_\_\_\_

**I'm a Superstar!**

This is how I feel I am doing in school this year:

 Math	😊 😐 😞	 Writing	😊 😐 😞
 Reading	😊 😐 😞	 Finish Homework	😊 😐 😞
 Try my best!	😊 😐 😞	 Make new friends	😊 😐 😞
 Listen and follow directions	😊 😐 😞		



During conferences with parents, I always like to have several things on hand. These include:

- A reminder of our conference sent home. I inquire if they want to discuss a particular topic so that I have the material ready.
- A self-reflection page of how the student feels about various topics in school that we will cover in the conference. This is great for the parents to see when showing the strengths and weaknesses.
- An itinerary of the basic skills and areas we will discuss.
- A collective portfolio of their child's work and assessments.
- I also show samples of work to keep on display that demonstrates the work that I would like the class to be working at.
- Suggestions of activities that can be done at home to strengthen any areas that may be weak.
- A summary page to quickly take a note after each conference to remember what items were discussed or if I needed to follow up with anything post conference.

# It is CONFERENCE time!


Hello!

It is that time in the school year where we get the opportunity to meet and discuss your child. Please indicate your preferences below and sign before returning. Even if you are not planning on attending the meeting, please sign and return the bottom portion of this form. I look forward to seeing you!

Thank you!

---

## CONFERENCES

☐

The teacher does not need a conference at this time.

☐

The teacher has some concerns and would like to meet. What time works for you?


---

☐

The parent is requesting a conference. These are some concerns:

---

Your Child's Name: \_\_\_\_\_ Your Name: \_\_\_\_\_



# Conference Confirmations

Name of Student	Name of Parent	Date of Return	Needs a Conference	Declined a conference	Date/Time Conference



# A Time to Remember....

We have a meeting and hope you can still come!

We are meeting  
on \_\_\_\_\_ at \_\_\_\_\_ in  
room \_\_\_\_\_.

Please confirm on the attached sheet and return to school as soon as possible. I look forward to meeting you!

Name: \_\_\_\_\_



## Conference Confirmation

Child Name: \_\_\_\_\_

Parent Name: \_\_\_\_\_

☐ Yes, I plan to meet you on \_\_\_\_\_  
at \_\_\_\_\_ in room \_\_\_\_\_.

☐ No, I am unable to meet on our  
scheduled time. We will need to  
reschedule.

I would like to discuss these items:

\*

\_\_\_\_\_

\*

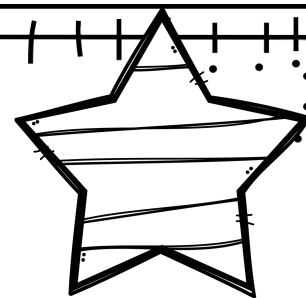
\_\_\_\_\_

\*


\_\_\_\_\_

Name: \_\_\_\_\_

# I'm a Superstar!





This is how I feel I am doing in school this year:



Math




Writing



Reading



Finish  
Homework




Try my  
best!




Make new  
friends



Listen and  
follow  
directions



# Enrichment Ideas for Home



## Reading Literature:

- ask/answer questions about text, retell with main characters, setting, and events, answering questions about new words, differences between poem and books, authors, illustrators, matching illustrations to the text, compare/contrast familiar texts

## Reading Informational Text:

- ask/answer questions about information in a text, retell key parts, connect ideas within the text, decode new words, identify front, back, and title page, author, etc.

## Reading Skills:

- organize books, follow words from left to right and top to bottom, words are separated by spaces, rhyming, syllables, breaking words into parts, read simple words, change letters to make new words, know letters and sounds, vowels, sight words, and read emergent readers

## Language:

- write upper and lowercase letters correctly, use nouns and verbs, add 's' or 'es' to words to mean more than one, use question words, prepositions, write with correct capitalization, punctuation, spacing, spell sounds heard in words, understand some words have more than one meaning, opposites, make connections with words and real life, act out verbs, and use new words learned from text

## Writing:

- write to tell about self, thoughts, stories with a beginning, middle, and end, add details to stories, and use a computer to publish, research and write on a topic, and write to answer questions

## Counting & Cardinality:


- count to 100 by 1s and 10s, count forward starting at any number, write numbers and show their representation, understand greater/less than as well as comparisons, decompose numbers by tens and ones, sort objects, positional words, name 2d and 3d shapes, add and subtract problems up to 10, show sums in different ways, and add/subtract fluently to 5.

Please understand that these concepts need to be reinforced at home in helping your child succeed with our standards. I look forward to building a great partnership with you this year!

# Letter Identification

Date: \_\_\_\_\_

Student writes their full name:



Right hand/Left hand  
(circle)

Proper pencil grip? Yes/No  
(circle)

Letter Identification:

B	Q	E	R	T	Y	U
I	O	P	A	S	F	D
G	H	J	K	L	Z	X
W	V	N	M	C		

\_\_/26

Letter Identification: lowercase


a	s	d	f	g	h	j
k	l	q	w	e	r	t
y	u	i	o	p	z	x
c	v	b	n	m		

\_\_/26

# Sounds & Words

Student Name: \_\_\_\_\_

Date: \_\_\_\_\_



Sound production:

q	w	e	r	t	y	u
a	s	d	f	g	h	j
i	o	p	k	l	z	m
x	c	n	v	b	br	sh
th	ch	sk	fl	tr	long a	long e
long i	long o	long u				

\_\_ / \_\_

High Frequency:

I	can	the	we	see	a	like
to	and	go	you	do	my	are
he	with	is	little	she	was	for
of	they	have	said	want	here	me
this	what	help	too	has	play	look
where	good	who	come	does		


\_\_ / \_\_



Student Name: \_\_\_\_\_

Date: \_\_\_\_\_

# Reading & Writing Assessment



## Reading Skills:

☐

Reads left to right.

☐

Uses one to one correspondence.

☐

Reads fluently.

☐

Sounds out unknown words.

☐

Can comprehend text with ease.

☐

Reads high frequency words

☐

Identifies cover, back, & title

☐

Current Reading Level (indicate # or letter based on your district program).

Notes: \_\_\_\_\_

## Writing Skills:

☐

Starts sentences with capitalization

☐

Uses spaces between words.

☐

Uses correct punctuation.

☐

Writes left to right/top to bottom.

☐

Sentences go together.

☐

Can retell their piece of writing.

☐

Illustration matches their writing.


Notes: \_\_\_\_\_

Name: \_\_\_\_\_

# It's Journal Time!

**Topic: What do you like best about school? Tell about it!**

Illustrate:

☐


Start with a CAPITAL letter?

☐

S P A C E S between words?

☐

Period at  
the end?



## Math Skills: Counting & Cardinality

☐

Can count objects and write number.

☐

Can make an illustration to match number.

☐

Can sequence numbers.

☐Counts to 100 by 1s  
or to #\_\_\_\_\_☐

Counts to 100 by 10s

## Math Skills: Geometry

☐

Identify a circle.

☐

Identify a square.

☐

Identify a rectangle.

☐

Identify a heart.

☐

Identify an oval.

☐

Identify a star.

☐

Identify a hexagon.

☐

Identify a pentagon.

☐

Identify a triangle.

☐

Identify an trapezoid.

## 3-D Shapes:

☐

Identify a sphere.

☐

Identify a cube.

☐

Identify a pyramid.

☐

Identify a cone.

☐

Identify a cylinder.

## Positional Words:

☐

after

☐

in front of

☐

above

☐

next to

☐

on top of

☐

inside

☐

below

☐

on

☐


off

☐

behind

Date: \_\_\_\_\_

# Letter & Number Writing




Write your name: \_\_\_\_\_

Directions: Write the upper and lowercase letter for the entire alphabet.

Aa

Zz

Write the numbers from 1-20 in the space provided:



# Conference Summary

Name of Student	Name of Parent	Date/Time Conference	NOTES



# Thank You!

I hope you have found this product to be very useful with your students. Please remember that your purchase is good for use in one classroom. If you have any questions, please feel free to email me at [kdominak@yahoo.com](mailto:kdominak@yahoo.com) or visit my blog at <http://domikiddos.blogspot.com>. Thanks again!

Fondly,  
Kim

## Credits:

Melonheadz  
Illustrating



The  
Enlightened  
Elephant

TEACHER  
JOE

The Clipart  
Graphics Guy

KG  
KG Fonts

a little peace of  
AFRICA

graphics  
from the pond

